

ENVIRONMENTAL PRODUCT DECLARATION

# ECONAMID®

## FL6 unfilled & reinforced

**DOMO**  
caring is our formula

---

**Based on**

PCR 2010:16 (versions 3.01).  
Plastics in primary forms  
UN CPC 347

---

**Date of publication**

2017-09-29

**Date of validity**

2026-08-05

---

**Revision Date**

2021-10-25  
Version: 02

---

**Certification number**

S-P-01079

---

**Programme**

The International EPD® System  
[www.environdec.com](http://www.environdec.com)

---

**Programme operator**

EPD International AB

---

This EPD has been developed in accordance with ISO 14025. An EPD should provide current information, and may be updated if conditions change. The stated validity is therefore subject to the continued registration and publication at [www.environdec.com](http://www.environdec.com)

**EPD**®  
ENVIRONMENTAL PRODUCT DECLARATION

# THE GROUP



DOMO Chemicals is a leading producer of high-quality engineering nylon materials for a diverse range of markets, including the automotive, food, medical, pharmaceutical, chemicals and electronics industries.

The company offers a complete portfolio of integrated nylon 6 and 66 products, including intermediates, resins, engineering plastics, performance fibres and distribution of petrochemical products. Headquartered in Germany, the family-owned company leverages advanced technology and consumer insights to deliver sustainable & innovative solutions.

## The Company

The Company DOMO Engineering Plastics Italy S.p.A is part of DOMO Chemicals with several production units and professional teams in Germany, Italy, France, China, India and US.

The synergies between our state-of-the-art compounding plants support our strategy to continuously grow our innovative capabilities and provide globally a high quality product line and excellent service levels. DOMO Engineering Plastics Italy S.p.A implemented a new integrated Quality and Environment Management system and aligns itself with the new ISO 9001: 2015 and ISO 14001: 2015. The environmental behavior of our industry's businesses and companies is indisputable one of the most important issues of the last decade.

Businesses need to acknowledge their responsibilities and act accordingly. We at DOMO have decided early on to do everything in our power to reduce our ecological and carbon footprint. We have been creating links between different industries to provide our customers with ecological friendly products and raw materials of excellent quality.

# Our approach to sustainability

Sustainability is deeply anchored in our vision and mission for the company and is one of four strategic pillars for the Group. We are driving a carefully planned transformation for our sustainability journey to be successful. As an active actor, DOMO is committed to its ambitious targets and takes its responsibility seriously to become climate-neutral by 2050.

Clear priorities and sustainability targets: Discover our 2030 agenda.

By 2030, we are committing to a neutral CO<sub>2</sub> emissions growth versus 2019, a 15% reduction in the carbon content of DOMO's energy mix and a 7% reduction of industrial waste.

We are also pledging to support our customers by enhancing our offering of sustainable solutions, including a 20% reduction in the carbon footprint of DOMO's products.

With the recently Care to be Safe launch, we embarked on a journey to provide a safe workplace, aiming for Zero incidents, with common principles and values for employees and contractors at all locations. We are also implementing clear and measurable commitments and obligations related to HR practice areas like recruiting and development, compensation, employment contracts, diversity and inclusion to become an employer of choice, ahead of industry benchmark and aiming for 80% employee engagement.

Sustainability  
is the only valuable  
performance

# Our Global Presence



# THE PRODUCT

Detailed product description



The ECONAMID® Engineering Plastics range offers a complete assortment of PA6 compounds, based on high quality pre-consumer fiber feedstock coming from carpet and textile production. Thanks to the deep connection with the textile industries DOMO has been able to secure long term supply agreements of this valuable raw materials. The line includes unfilled, filled, glass fiber reinforced versions, as well as flame retardants alternatives.

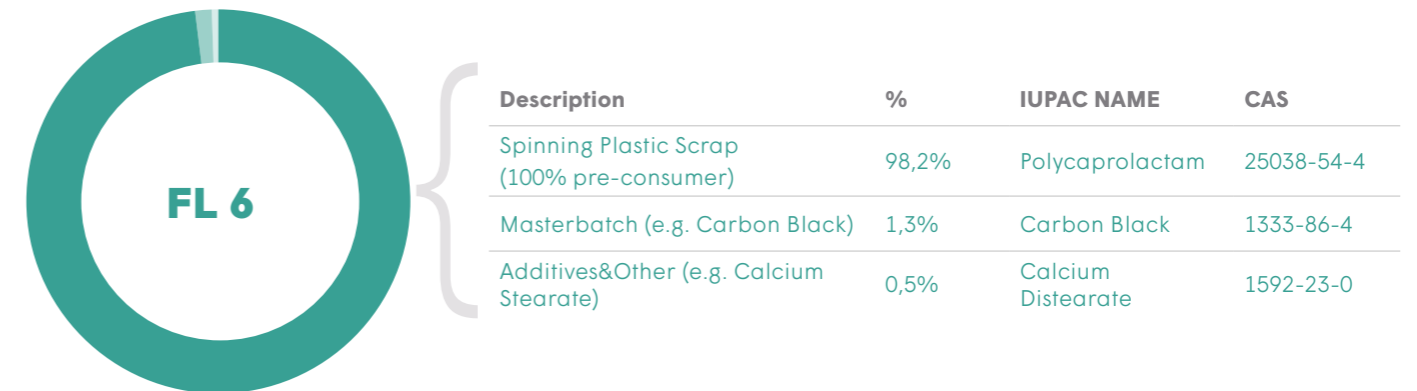
The EPD refers to 100% reprocessed PA6 compounds, which is used in several end markets such as automotive, railways, agriculture, electric & electronic and building & construction applications.

The declaration refers to ECONAMID® FL 6 and ECONAMID® FL 6G30:

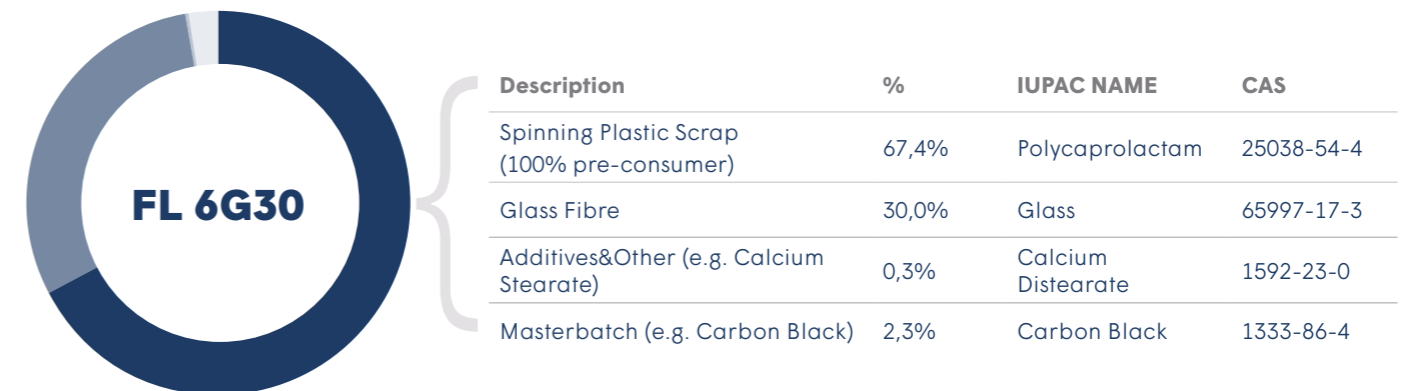
| TRADE NAME                                       | ECONAMID® FL 6  | ECONAMID® FL 6G30 |
|--------------------------------------------------|-----------------|-------------------|
| ISO CODE                                         | PA6             | PA6-GF30          |
| IUPAC NAME                                       | Polycaprolactam | Polycaprolactam   |
| CAS NUMBER                                       | 25038-54-4      | 25038-54-4        |
| CLASSIFICATION ACCORDING TO GHS                  | not dangerous   | not dangerous     |
| DENSITY [g/cm³] ISO 1183                         | 1.14            | 1.36              |
| TENSILE MODULUS [Mpa] ISO 527                    | 3000            | 9000              |
| CHARPY NOTCHED [kJ/m²] ISO 179/1EA               | 5.5             | 6                 |
| HEAT DEFLECTION TEMPERATURE (HDT-A) [MPa] ISO 75 | 70              | 200               |
| FLAMMABILTY [Class] UL94                         | HB              | HB                |

# CONTENT DECLARATION

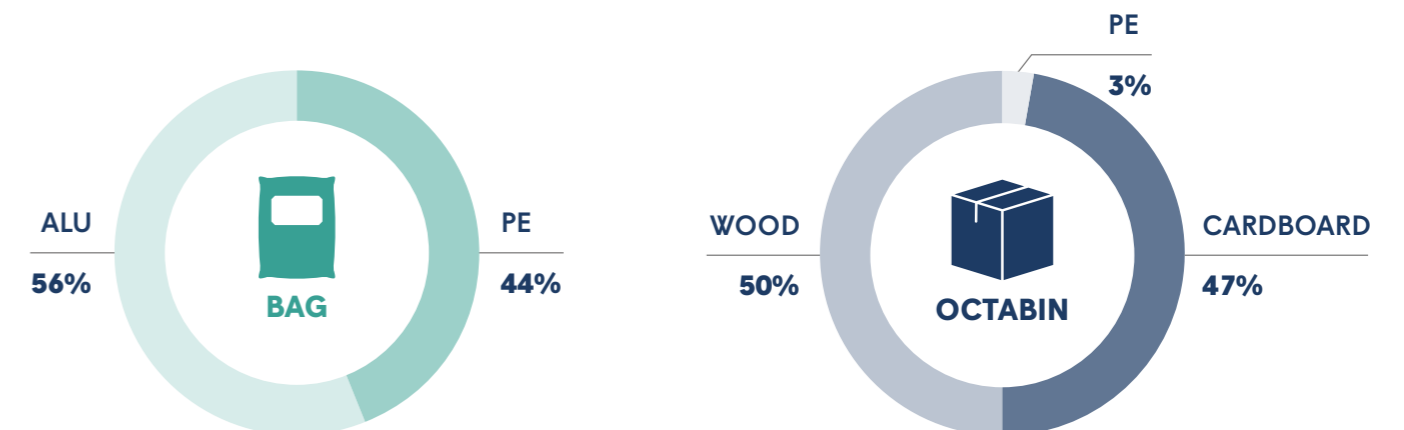
ECONAMID® FL 6 does not contain any materials / substances hazardous to health and the environment (carcinogenic, mutagenic or toxic to reproduction, allergic, PBT, vPvB).



ECONAMID® FL 6G30 does not contain any materials / substances hazardous to health and the environment (carcinogenic, mutagenic or toxic to reproduction, allergic, PBT, vPvB).



## PACKAGING



# THE PROCESS

Pre-consumer scrap from spinning process represents Econamid® feedstock classified as secondary material or recycled according to ISO 14021.

DOMO collects different spinning plastic scraps in form of coil, bales and loose fibres from textile industries and reprocess them for Econamid® production. The pre-treatment is purely mechanical, fibres are cut and milled before being poured in the feed hopper placed on the head of the extruder; other raw materials (i.e. glass fibre, masterbatch, additives) are dosed according to the standard recipe during the compounding phase. Once the Bill of Material (or BOM) is finalized, the extruder melts the raw materials through proper heating systems and force them into a die. The resulting strands are then cooled into water and pelletized.

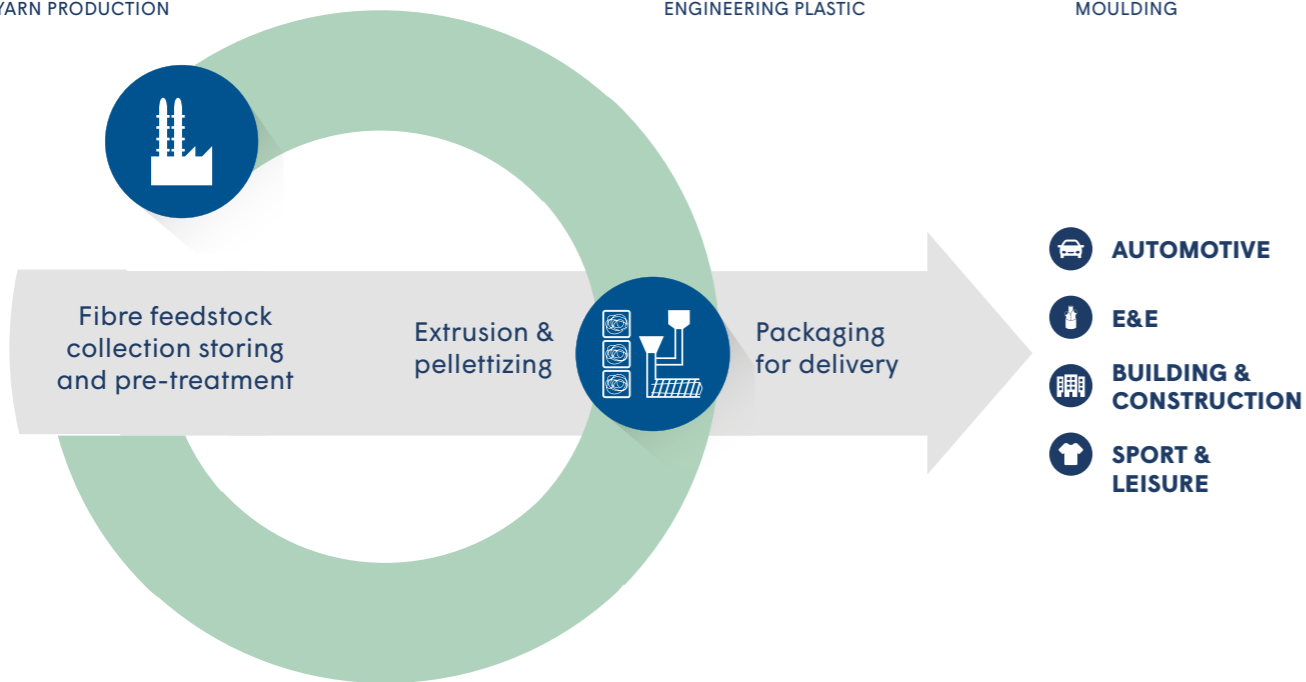
The ready-pellet product is then packed in bags, octabin and tank for delivery to the final end-user.

## ECONAMID® - Production Cycle

**SUPPLY CHAIN**  
PA6 AND PA66 FIBRE  
AND YARN PRODUCTION

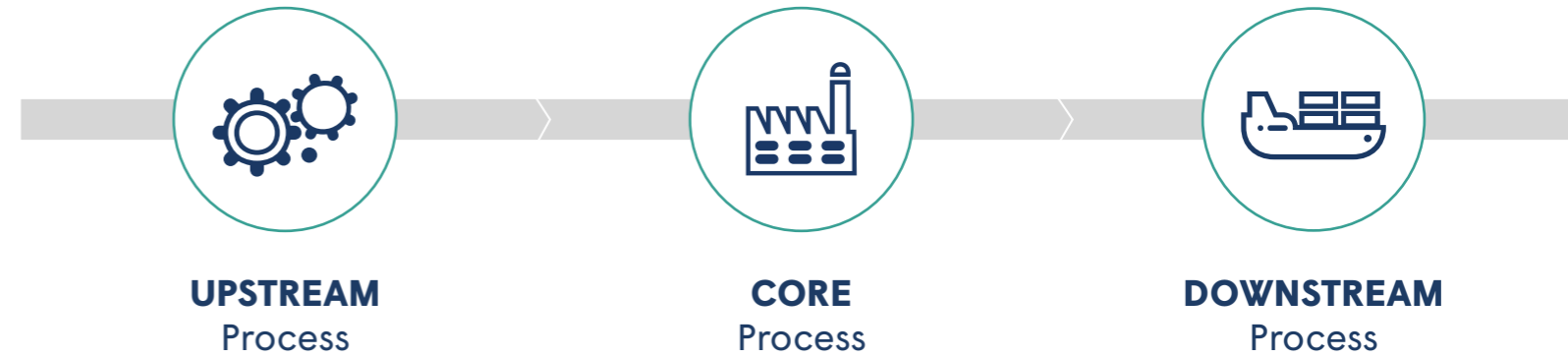
**PROCESS**  
ECONAMID®  
ENGINEERING PLASTIC

**MARKET**  
INJECTION/EXTRUSION  
MOULDING



# SYSTEM BOUNDARIES

According to the PCR 2010:16 v. 3.01 the main activities are listed and divided in three subsystems: UPSTREAM Process, CORE Process, DOWNSTREAM Process.



## LCA METHODOLOGY

Product environmental burden has been processed in accordance with EPD general instructions issued by International EPD® System (GPI v3,01) and N.PCR 2010:16 v3,01, Plastics in primary forms UN CPC 347 (Cradle to gate with delivery). Econamid® at plant level was described by using specific data from DOMO manufacturing facility for year 2020 (Arco, IT).

Customized LCA questionnaires were used to gather in-depth information about all aspects of the production system such as bill of material, scrap pre-treatments, process efficiencies, compounding process, air emissions and process waste management. Product delivery scenarios refer to 2020. Further process in downstream, use phase and product end of life is out of the scope of the study.

# UPSTREAM PROCESS



**UPSTREAM**  
Process

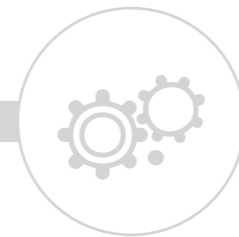


**CORE**  
Process



**DOWNSTREAM**  
Process

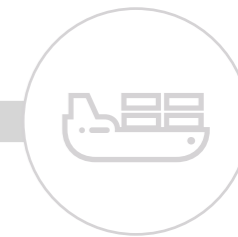
# CORE PROCESS





**UPSTREAM**  
Process



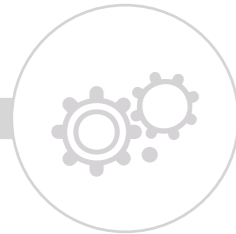
**CORE**  
Process



**DOWNSTREAM**  
Process



# DOWNSTREAM PROCESS



**UPSTREAM**  
Process



**CORE**  
Process



**DOWNSTREAM**  
Process

**TRANSPORT TO CUSTOMERS**  
(general market average):



**EUROPE (77%):**  
DISTANCE BY TRUCK ~ 815 km  
DISTANCE BY SHIP ~ 110 km

**END LIFE PACK**



**BAGS**  
DISPOSAL 100%



**OCTABIN**  
DISPOSAL 18%  
RECYCLING 59%  
INCINERATION 23%

# ENVIRONMENTAL PERFORMANCE

The detailed environmental performance (in terms of use of resources, waste generation, potential environmental impacts) is presented for the three phases: Upstream, Core and Downstream

**Declared unit (D.U.)**

This study uses 1 kg of Econamid® compound delivered in pellet form and packed in bags, tanks and octabins



| ECONAMID® FL 6                                  |                              |                                      |          |          |            |                 |
|-------------------------------------------------|------------------------------|--------------------------------------|----------|----------|------------|-----------------|
| ENVIRONMENTAL IMPACT INDICATORS                 |                              | UNIT OF MEASURE                      | UPSTREAM | CORE     | DOWNSTREAM | TOTAL           |
| Global Warming Potential (GWP)                  | fossil                       | kg CO <sub>2</sub> eq                | 1,16E-01 | 9,15E-02 | 1,21E-01   | <b>3,28E-01</b> |
|                                                 | biogenic                     | kg CO <sub>2</sub> eq                | 1,55E-04 | 2,25E-04 | 6,06E-06   | <b>3,86E-04</b> |
|                                                 | land use and land use change | kg CO <sub>2</sub> eq                | 2,54E-04 | 1,21E-06 | 1,05E-06   | <b>2,56E-04</b> |
|                                                 | <b>TOTAL</b>                 | kg CO <sub>2</sub> eq                | 1,16E-01 | 9,17E-02 | 1,21E-01   | <b>3,29E-01</b> |
| Acidification potential, AP                     |                              | kg SO <sub>2</sub> eq                | 6,93E-04 | 8,16E-04 | 3,86E-04   | <b>1,90E-03</b> |
| Eutrophication potential, EP                    |                              | kg PO <sub>4</sub> <sup>---</sup> eq | 8,23E-05 | 9,23E-05 | 5,71E-05   | <b>2,32E-04</b> |
| Photochemical oxidation potential, POFP         |                              | kg NMVOC eq                          | 4,27E-04 | 7,47E-04 | 4,18E-04   | <b>1,59E-03</b> |
| Abiotic impoverishment potential - elements     |                              | kg Sb eq                             | 1,66E-07 | 5,10E-09 | 9,40E-09   | <b>1,80E-07</b> |
| Abiotic impoverishment potential - fossil fuels |                              | MJ, net calorific value              | 2,46E+00 | 1,27E+00 | 1,63E+00   | <b>5,36E+00</b> |
| Water scarcity potential                        |                              | m <sup>3</sup> eq                    | 9,87E-02 | 2,08E+00 | 0,00E+00   | <b>2,18E+00</b> |

| ECONAMID® FL 6                           |                       |                         |          |          |            |                 |
|------------------------------------------|-----------------------|-------------------------|----------|----------|------------|-----------------|
| USE OF RESOURCES                         |                       | UNIT OF MEASURE         | UPSTREAM | CORE     | DOWNSTREAM | TOTAL           |
| Primary energy resources - Renewable     | Use as energy carrier | MJ, net calorific value | 1,14E-01 | 2,51E+00 | 2,39E-03   | <b>2,63E+00</b> |
|                                          | Used as raw materials | MJ, net calorific value | 4,70E-01 | 0,00E+00 | 0,00E+00   | <b>4,70E-01</b> |
|                                          | <b>TOTAL</b>          | MJ, net calorific value | 5,84E-01 | 2,51E+00 | 2,39E-03   | <b>3,10E+00</b> |
| Primary energy resources - Non-renewable | Use as energy carrier | MJ, net calorific value | 1,83E+00 | 1,27E+00 | 1,63E+00   | <b>4,74E+00</b> |
|                                          | Used as raw materials | MJ, net calorific value | 8,18E-01 | 0,00E+00 | 0,00E+00   | <b>8,18E-01</b> |
|                                          | <b>TOTAL</b>          | MJ, net calorific value | 2,65E+00 | 1,27E+00 | 1,63E+00   | <b>5,55E+00</b> |
| Secondary material                       |                       | kg                      | 1,53E-02 | 1,01E+00 | 0,00E+00   | <b>1,03E+00</b> |
| Renewable secondary fuels                |                       | MJ, net calorific value | 0,00E+00 | 0,00E+00 | 0,00E+00   | <b>0,00E+00</b> |
| Non-renewable secondary fuels            |                       | MJ, net calorific value | 0,00E+00 | 0,00E+00 | 0,00E+00   | <b>0,00E+00</b> |
| Net use of fresh water                   |                       | m <sup>3</sup>          | 3,37E-03 | 4,63E-02 | 3,98E-05   | <b>4,97E-02</b> |

| ECONAMID® FL 6G30                               |                              |                                      |          |          |            |                 |
|-------------------------------------------------|------------------------------|--------------------------------------|----------|----------|------------|-----------------|
| ENVIRONMENTAL IMPACT INDICATORS                 |                              | UNIT OF MEASURE                      | UPSTREAM | CORE     | DOWNSTREAM | TOTAL           |
| Global Warming Potential (GWP)                  | fossil                       | kg CO <sub>2</sub> eq                | 7,64E-01 | 1,04E-01 | 1,21E-01   | <b>9,89E-01</b> |
|                                                 | biogenic                     | kg CO <sub>2</sub> eq                | 1,37E-03 | 2,17E-04 | 6,06E-06   | <b>1,59E-03</b> |
|                                                 | land use and land use change | kg CO <sub>2</sub> eq                | 8,08E-04 | 1,42E-06 | 1,05E-06   | <b>8,10E-04</b> |
|                                                 | <b>TOTAL</b>                 | kg CO <sub>2</sub> eq                | 7,66E-01 | 1,05E-01 | 1,21E-01   | <b>9,91E-01</b> |
| Acidification potential, AP                     |                              | kg SO <sub>2</sub> eq                | 5,00E-03 | 8,55E-04 | 3,86E-04   | <b>6,24E-03</b> |
| Eutrophication potential, EP                    |                              | kg PO <sub>4</sub> <sup>---</sup> eq | 9,94E-04 | 9,76E-05 | 5,71E-05   | <b>1,15E-03</b> |
| Photochemical oxidation potential, POFP         |                              | kg NMVOC eq                          | 3,37E-03 | 7,86E-04 | 4,18E-04   | <b>4,58E-03</b> |
| Abiotic impoverishment potential - elements     |                              | kg Sb eq                             | 2,73E-05 | 5,88E-09 | 9,40E-09   | <b>2,73E-05</b> |
| Abiotic impoverishment potential - fossil fuels |                              | MJ, net calorific value              | 1,26E+01 | 1,45E+00 | 1,63E+00   | <b>1,57E+01</b> |
| Water scarcity potential                        |                              | m <sup>3</sup> eq                    | 2,17E-01 | 2,04E+00 | 0,00E+00   | <b>2,26E+00</b> |

| ECONAMID® FL 6G30                        |                       |                         |          |          |            |                 |
|------------------------------------------|-----------------------|-------------------------|----------|----------|------------|-----------------|
| USE OF RESOURCES                         |                       | UNIT OF MEASURE         | UPSTREAM | CORE     | DOWNSTREAM | TOTAL           |
| Primary energy resources - Renewable     | Use as energy carrier | MJ, net calorific value | 9,27E-01 | 2,33E+00 | 2,39E-03   | <b>3,26E+00</b> |
|                                          | Used as raw materials | MJ, net calorific value | 4,70E-01 | 0,00E+00 | 0,00E+00   | <b>4,70E-01</b> |
|                                          | <b>TOTAL</b>          | MJ, net calorific value | 1,40E+00 | 2,33E+00 | 2,39E-03   | <b>3,73E+00</b> |
| Primary energy resources - Non-renewable | Use as energy carrier | MJ, net calorific value | 1,38E+01 | 1,46E+00 | 1,63E+00   | <b>1,69E+01</b> |
|                                          | Used as raw materials | MJ, net calorific value | 1,15E+00 | 0,00E+00 | 0,00E+00   | <b>1,15E+00</b> |
|                                          | <b>TOTAL</b>          | MJ, net calorific value | 1,50E+01 | 1,46E+00 | 1,63E+00   | <b>1,81E+01</b> |
| Secondary material                       |                       | kg                      | 1,53E-02 | 6,95E-01 | 0,00E+00   | <b>7,10E-01</b> |
| Renewable secondary fuels                |                       | MJ, net calorific value | 0,00E+00 | 0,00E+00 | 0,00E+00   | <b>0,00E+00</b> |
| Non-renewable secondary fuels            |                       | MJ, net calorific value | 0,00E+00 | 0,00E+00 | 0,00E+00   | <b>0,00E+00</b> |
| Net use of fresh water                   |                       | m <sup>3</sup>          | 1,02E-02 | 4,56E-02 | 3,98E-05   | <b>5,58E-02</b> |



| ECONAMID® FL 6               |                 |          |          |            |                 |
|------------------------------|-----------------|----------|----------|------------|-----------------|
| WASTE                        | UNIT OF MEASURE | UPSTREAM | CORE     | DOWNSTREAM | TOTAL           |
| Hazardous waste disposed     | kg              | 0,00E+00 | 0,00E+00 | 0,00E+00   | <b>0,00E+00</b> |
| Non-hazardous waste disposed | kg              | 0,00E+00 | 0,00E+00 | 0,00E+00   | <b>0,00E+00</b> |
| Radioactive waste disposed   | kg              | 5,12E-06 | 8,47E-06 | 1,21E-05   | <b>2,57E-05</b> |

| ECONAMID® FL 6G30            |                 |          |          |            |                 |
|------------------------------|-----------------|----------|----------|------------|-----------------|
| WASTE                        | UNIT OF MEASURE | UPSTREAM | CORE     | DOWNSTREAM | TOTAL           |
| Hazardous waste disposed     | kg              | 0,00E+00 | 0,00E+00 | 0,00E+00   | <b>0,00E+00</b> |
| Non-hazardous waste disposed | kg              | 0,00E+00 | 0,00E+00 | 0,00E+00   | <b>0,00E+00</b> |
| Radioactive waste disposed   | kg              | 4,29E-05 | 9,60E-06 | 1,21E-05   | <b>6,47E-05</b> |

| ECONAMID® FL 6                |                 |          |          |            |                 |
|-------------------------------|-----------------|----------|----------|------------|-----------------|
| OUTPUT FLOWS                  | UNIT OF MEASURE | UPSTREAM | CORE     | DOWNSTREAM | TOTAL           |
| Components for reuse          | kg              | 0,00E+00 | 0,00E+00 | 0,00E+00   | <b>0,00E+00</b> |
| Material for recycling        | kg              | 2,27E-03 | 9,18E-02 | 1,77E-02   | <b>1,12E-01</b> |
| Materials for energy recovery | kg              | 0,00E+00 | 0,00E+00 | 1,10E-02   | <b>1,10E-02</b> |
| Exported energy, electricity  | MJ              | 0,00E+00 | 0,00E+00 | 2,63E-03   | <b>2,63E-03</b> |
| Exported energy, thermal      | MJ              | 0,00E+00 | 0,00E+00 | 5,50E-03   | <b>5,50E-03</b> |

| ECONAMID® FL 6G30             |                 |          |          |            |                 |
|-------------------------------|-----------------|----------|----------|------------|-----------------|
| OUTPUT FLOWS                  | UNIT OF MEASURE | UPSTREAM | CORE     | DOWNSTREAM | TOTAL           |
| Components for reuse          | kg              | 0,00E+00 | 0,00E+00 | 0,00E+00   | <b>0,00E+00</b> |
| Material for recycling        | kg              | 2,27E-03 | 9,18E-02 | 1,77E-02   | <b>1,12E-01</b> |
| Materials for energy recovery | kg              | 0,00E+00 | 0,00E+00 | 1,10E-02   | <b>1,10E-02</b> |
| Exported energy, electricity  | MJ              | 0,00E+00 | 0,00E+00 | 2,63E-03   | <b>2,63E-03</b> |
| Exported energy, thermal      | MJ              | 0,00E+00 | 0,00E+00 | 5,50E-03   | <b>5,50E-03</b> |

## OTHER ENVIRONMENTAL INDICATORS

In addition to the main environmental impact indicators, there are additional indicators, which must be declared in accordance with the provisions of the PCR 2010:16 v.3.01 "Plastics in primary forms".

Always referring to the declared unit, these are:

- The energy content of products accounted, considered the gross calorific value of the product in MJ, is the one that can be recovered at the end-of-life. In the following table, the value of the energy content of product for the different types of products is reported:

|                          |             |
|--------------------------|-------------|
| <b>ECONAMID® FL 6G30</b> | 26,27 MJ/kg |
| <b>ECONAMID® FL 6</b>    | 38,29 MJ/kg |

- The primary energy demand, differentiated between Non-renewable primary energy resources and Renewable primary energy resources, is already accounted for among the main environmental indicators and measured in MJ
- The bio-based material content declared as a percentage is 0%.

In addition to the environmental indicators, the PCR also requests the following information:

- This EPD refer to a mechanical recycling process, where selection, grinding, extrusion and packaging are most relevant phases
- The per cent of recovered materials with respect to the total waste treated is 97%
- The fractions not recovered are sent to recycling.

## DIFFERENCES VERSUS PREVIOUS VERSIONS

The current EPD follows the requirements of the new versions of the GPI (v 3.01) and the PCR 2010:16 (v. 3.01). The input data has been updated to the last available set (2020) as well as the energy mixes. The datasets have been updated to the latest version of Ecoinvent 3.

# REFERENCE

## EPD REFERENCES

DOMO ENGINEERING PLASTICS ITALY SPA (VIA LINFANO 18 – 38062 ARCO (TN) ITALY)

PROGRAM OPERATOR: EPD International AB, Box 210 60, SE-100 31 Stockholm, Sweden, E-mail: [info@environdec.com](mailto:info@environdec.com),

LCA REPORT: Life Cycle Assessment applied to ECONAMID® Compunds v04

REFERENCE DATABASE: Ecoinvent 3.6

SOFTWARE: SimaPro ver. 9.1.1.1 ([www.pre.nl](http://www.pre.nl))

## INDEPENDENT VERIFICATION

This declaration has been developed referring to the International EPD System, following the General Programme Instructions; further information and the document itself are available at: [www.environdec.com](http://www.environdec.com). EPD document valid within the following geographical area: Italy and other countries according to sales market conditions (Europe).

PCR review was conducted by: The Technical Committee of the International EPD® System.

PCR 2010:16 (versions 3.01).

Plastics in primary forms, UN CPC 347

Chair: Filippo Sessa.

Contact via [info@environdec.com](mailto:info@environdec.com)

Independent third-party verification of the declaration and data, according to ISO 14025:2006

EPD process certification (Internal)

EPD verification (External)

Third party verifier: Ugo Pretato, Recognized Individual Verifier, Corso Vittorio Emanuele II 18 - 10123 Torino, Italy

Approved by: International EPD System. Procedure for follow-up of data during EPD validity involves third-party verifier:

YES

NO

EPDs within the same product category but from different programmes may not be comparable. EPD owner has the sole ownership, liability and responsibility of the EPD.

## CONTACTS

To get more information about this environmental declaration or about Domo activities please contact:

Elisabetta Testa ([elisabetta.testa@domo.org](mailto:elisabetta.testa@domo.org))  
+39 0464 587 676 [www.domochemicals.com](http://www.domochemicals.com)

Technical support to Domo was provided by Life Cycle Engineering, Italy.  
([info@studiolce.it](mailto:info@studiolce.it), [www.lcengineering.eu](http://www.lcengineering.eu)).





**DOMO**  
caring is our formula